


(1)(a) STATEMENT SHOWING SHAREHOLDING PATTERN IN CLAUSE-35

NAME OF THE COMPANY: SURYALAKSHMI COTTON MILLS LIMITED		NAME OF THE Scrip: SURYALAKSHMI COTTON MILLS LIMITED	
SCRIP CODE:	521200		
Class of Security:	EQUITY		
QUARTER ENDED:	30/06/2015		
Partly paid-up shares	No. of partly paid-up shares	As a % of total no. of partly paid-up shares	As a % of total no. of shares of the Company.
Held by promoter/promoter group	0	0	0
Held by Public	0	0	0
Total:	0	0	0
Outstanding convertible securities:	No. of outstanding securities	As a % of total no. of outstanding convertible securities.	As a % of total no. of shares of the Company assuming full conversion of the convertible securities
Held by promoter/promoter group	0	0	0
Held by Public	0	0	0
Total:	0	0	0
Warrants:	No. of warrants	As a % of total no. of warrants	As a % of total no. of shares of the Company, assuming full conversion of warrants
Held by promoter/promoter group	0	0	0
Held by Public	0	0	0
Total:	0	0	0
Total paid-up capital of the Company, assuming full conversion of warrants and convertible securities	16672290	0	100.00




(1)(a) STATEMENT SHOWING SHAREHOLDING PATTERN IN CLAUSE-35

NAME OF THE COMPANY: SURYALAKSHMI COTTON MILLS LIMITED		NAME OF THE Scrip: SURYALAKSHMI COTTON MILLS LIMITED	
SCRIP CODE:	521200		
Class of Security:	EQUITY		
QUARTER ENDED:	30/06/2015		
Partly paid-up shares		As a % of total no. of partly paid-up shares	As a % of total no. of shares of the Company.
Held by promoter/promoter group	No. of partly paid-up shares	0	0
Held by Public		0	0
Total:		0	0
Outstanding convertible securities:		As a % of total no. of outstanding convertible securities.	As a % of total no. of shares of the Company assuming full conversion of the convertible securities
Held by promoter/promoter group	No. of outstanding securities	0	0
Held by Public		0	0
Total:		0	0
Warrants:		As a % of total no. of warrants	As a % of total no. of shares of the Company, assuming full conversion of warrants
Held by promoter/promoter group	No. of warrants	0	0
Held by Public		0	0
Total:		0	0
Total paid-up capital of the Company, assuming full conversion of warrants and convertible securities	16672290	0	100.00



CATEGORY CODE	CATEGORY OF SHAREHOLDER (II)	NO OF SHAREHOLDERS (III)	TOTAL NUMBER OF SHARES (IV)	NO OF SHARES HELD IN DEMATERIALIZED FORM (V)	TOTAL SHAREHOLDING AS A % OF TOTAL NO OF SHARES			SHARES PLEDGE OR OTHERWISE ENCUMBERED	
					AS a PERCENTAGE of (A+B) (VI)	As a PERCENTAGE of (A+B+C) (VII)	NUMBER OF SHARES (VIII)	AS a PERCENTAGE (IX)=(VIII)/(IV)*100	
(A)	PROMOTER AND PROMOTER GROUP								
(1)	INDIAN								
(a)	Individual /HUF	9	9326889	9326889	55.94	55.94	640665	6.87	6.87
(b)	Central Government/State Government(s)	0	0	0	0.00	0.00	0	0.00	0.00
(c)	Bodies Corporate	0	0	0	0.00	0.00	0	0.00	0.00
(d)	Financial Institutions / Banks	0	0	0	0.00	0.00	0	0.00	0.00
(e)	Others	0	0	0	0.00	0.00	0	0.00	0.00
	Sub-Total A(1) :	9	9326889	9326889	55.94	55.94	640665	6.87	6.87
(2)	FOREIGN								
(a)	Individuals (NRIs/Foreign Individuals)	0	0	0	0.00	0.00	0	0.00	0.00
(b)	Bodies Corporate	0	0	0	0.00	0.00	0	0.00	0.00
(c)	Institutions	0	0	0	0.00	0.00	0	0.00	0.00
(d)	Qualified Foreign Investor	0	0	0	0.00	0.00	0	0.00	0.00
(e)	Others	0	0	0	0.00	0.00	0	0.00	0.00
	Sub-Total A(2) :	0	0	0	0.00	0.00	0	0.00	0.00
	Total A=A(1)+A(2)	9	9326889	9326889	55.94	55.94	640665	6.87	6.87
(B)	PUBLIC SHAREHOLDING								
(1)	INSTITUTIONS								
(a)	Mutual Funds /UTI	1	2800	0	0.02	0.02	0	0.00	0.00
(b)	Financial Institutions /Banks	2	67266	67266	0.40	0.40	0	0.00	0.00
(c)	Central Government / State Government(s)	0	0	0	0.00	0.00	0	0.00	0.00
(d)	Venture Capital Funds	0	0	0	0.00	0.00	0	0.00	0.00
(e)	Insurance Companies	0	0	0	0.00	0.00	0	0.00	0.00
(f)	Foreign Institutional Investors	0	0	0	0.00	0.00	0	0.00	0.00
(g)	Foreign Venture Capital Investors	0	0	0	0.00	0.00	0	0.00	0.00
(h)	Qualified Foreign Investor	0	0	0	0.00	0.00	0	0.00	0.00
(i)	Others	0	0	0	0.00	0.00	0	0.00	0.00
	Sub-Total B(1) :	3	70066	67266	0.42	0.42	0	0.00	0.00



CATEGORY CODE	CATEGORY OF SHAREHOLDER	NO OF SHAREHOLDERS (III)	TOTAL NUMBER OF SHARES (IV)	NO OF SHARES HELD IN DEMATERIALIZED FORM (V)	TOTAL SHAREHOLDING AS A % OF TOTAL NO OF SHARES			SHARES PLEDGE OR OTHERWISE ENCUMBERED	
					AS a PERCENTAGE of (A+B) (VI)	AS a PERCENTAGE of (A+B+C) (VII)	As a PERCENTAGE of (A+B+C) (VIII)	NUMBER OF SHARES (VIII)	AS a PERCENTAGE (IX)=(VIII)/(IV)*100
(1)	(II)								
(2)	NON-INSTITUTIONS								
(a)	Bodies Corporate	218	980779	980713	5.88	5.88			
(b)	Individuals								
	(i) Individuals holding nominal share capital upto Rs.1 lakh	5779	2464820	2317725	14.79	14.79			
	(ii) Individuals holding nominal share capital in excess of Rs.1 lakh	64	3762701	3762701	22.57	22.57			
(c)	Others								
	CLEARING MEMBERS	27	12444	12444	0.07	0.07			
	NON RESIDENT INDIANS	51	54591	54591	0.33	0.33			
(d)	Qualified Foreign Investor	0	0	0	0.00	0.00			
	Sub-Total B(2) :	6139	7275335	7128174	43.64	43.64			
	Total B=B(1)+B(2) :	6142	7345401	7195440	44.06	44.06			
	Total (A+B) :	6151	16672290	16522329	100.00	100.00			
(C)	Shares held by custodians, against which Depository Receipts have been issued								
(1)	Promoter and Promoter Group								
(2)	Public	0	0	0	0.00	0.00			
	GRAND TOTAL (A+B+C) :	6151	16672290	16522329	100.00	100.00	0.00	640665	3.84



(I)(b) Statement showing holding of securities (including shares, warrants, convertible securities) of persons belonging to the category "Promoter and Promoter Group"


Sr.No	Name of the Shareholder	Details of Shares held		Encumbered shares (*)		Details of Warrants			Details of convertible securities			Total Shares (including underlying shares assuming full conversion of warrants and convertible securities) as a % of diluted share capital
		No. of Shares held (III)	As a % of grand total (A)+(B)+(C) (IV)	Pledged Shares (V)	AS a percentage (VI)=(V)/(III)*100 (VII)	AS a % of grand total (A) + (B) + (C) of sub-clause (I)(c) (VII)	Number of warrants held (VIII)	As a % total number of warrants of the same class (IX)	Number of convertible securities held (X)	As a % total number of convertible securities of the same class (XI)	(XII)	
1	SATYABHAMA BAI	3023032	18.13	500000	16.54	3.00	0	0.00	0	0.00	0	18.13
2	PARITOSH AGARWAL	1478472	8.87	0	0.00	0.00	0	0.00	0	0.00	0	8.87
3	L N. AGARWAL	1364516	8.18	140665	10.31	0.84	0	0.00	0	0.00	0	8.18
4	VEDANTH AGARWAL	1065356	6.39	0	0.00	0.00	0	0.00	0	0.00	0	6.39
5	PADMINI AGARWAL	918170	5.51	0	0.00	0.00	0	0.00	0	0.00	0	5.51
6	APARNA AGARWAL	651808	3.91	0	0.00	0.00	0	0.00	0	0.00	0	3.91
7	LAKSHMI NARAYAN AGARWAL	401890	2.41	0	0.00	0.00	0	0.00	0	0.00	0	2.41
8	L N AGARWAL	370000	2.22	0	0.00	0.00	0	0.00	0	0.00	0	2.22
9	PADMINI AGARWAL	53645	0.32	0	0.00	0.00	0	0.00	0	0.00	0	0.32
	TOTAL :	9326889	55.94	640665	6.87	3.84	0	0.00	0	0.00	0	55.94



(D)(c)(i) Statement showing holding of securities (including shares, warrants, convertible securities) of persons belonging to the category "Public" and holding more than 1% of the total number of shares									
Sr.No.	Name of the shareholder	Number of shares held	Shares as a percentage of total number of shares (i.e., Grant total (A)/(B)/(C) indicated in Statement at para (i)(a) above)	Details of warrants		Details of convertible securities		Total shares (including underlying shares assuming full conversion of warrants and convertible securities) as a % of diluted share capital	
				Number of warrants held	As a % total number of warrants of the same class	Number of convertible securities held	% w.r.t total number of convertible securities of the same class		
1	SHAILESH MULCHAND SAVLA	1600000	9.60	0	0.00	0	0.00	9.60	
2	SWADESHI TUBES LTD	3500000	2.10	0	0.00	0	0.00	2.10	
3	VINODCHANDRA MANSUKHLAL PAREKH	311441	1.87	0	0.00	0	0.00	1.87	
	TOTAL :	2761441	13.57	0	0.00	0	0.00	13.57	




Sr.No.	Name(s) of the shareholder(s) and the Persons Acting in Concert (PAC) w/ shares held	Number of shares held	Shares as a percentage of total number of shares (i.e., Grant total (A)+(B)+(C) indicated in Statement at para (i)(a) above)	Details of warrants		Details of convertible securities		Total shares (including underlying shares assuming full conversion of warrants and convertible securities) as a % of diluted share capital
				Number of warrants held	As a % total number of warrants of the same class	Number of convertible securities held	% w.r.t total number of convertible securities of the same class	
1	SHAILESH MULCHAND SAVLA	1600000	9.60	0	0.00	0	0.00	9.60
TOTAL :		1600000	9.60	0	0.00	0	0.00	9.60



STATEMENT SHOWING DETAILS OF LOCKED-IN SHARES"

(i)(d)					
Sr.No.	Name of the shareholder	Number of locked-in shares	Locked-in shares as a (%) percentage of total number of shares (i.e, Grand Total (A)+(B)+(C) indicated in Statement at para (i)(a) above}	Promoter/Promoter Group/Public	
1	SHAILESH MULCHAND SAVLA	1600000	9.60	PUBLIC	
2	JAYESH NAVNITLAL SHAH	75000	0.45	PUBLIC	
3	PAULOMI KETAN DOSHI	68000	0.41	PUBLIC	
4	RUPAL PIYUSH AVLANI	67000	0.40	PUBLIC	
5	BINDU JAYESH SHAH	60000	0.36	PUBLIC	
6	SAMEER HARSHAD PAREKH	35000	0.21	PUBLIC	
7	HARSHAD TARACHAND PAREKH	35000	0.21	PUBLIC	
8	MEENA PRAFUL DALAL	30000	0.18	PUBLIC	
9	KUMASH MUKESH DESAI	30000	0.18	PUBLIC	
10	PARUL SUNDIP MEHTA	30000	0.18	PUBLIC	
11	ROOPAL BHAVESH DESAI	30000	0.18	PUBLIC	
12	AMIT TANSUKHLAL DHANKI	30000	0.18	PUBLIC	
13	RIZWAN RAFIQUE SHAIKH	30000	0.18	PUBLIC	
14	YOGESH PARAS BATHIA	30000	0.18	PUBLIC	
	TOTAL :	2150000	12.90		



STATEMENT SHOWING DETAILS OF DEPOSITORY RECEIPTS (DRS)			
(II)(a)			
			Shares underlying outstanding DRs as a percentage of total number of shares {i.e., Grand Total (A)+(B)+(C) indicated in Statement at Para(I)(a) above}
Sr.No.	Type of outstanding DR (ADRs,GDRs,SDRs,etc.)	Number of outstanding DRs	Number of shares underlying outstanding DRs
		0	0
	TOTAL :		0



Statement showing Holding of Depository Receipts (DRs), where underlying shares held by "Promoter/Promoter group" are in excess of 1% of the total number shares.			
(III)(b)			
			Shares underlying outstanding DRs as a percentage of total number of shares {i.e., Grand Total (A)+(B)+(C) indicated in Statement at para(I)(a) above}
Sr.No.	Name of the DR Holder	Type of outstanding DR (ADRs,GDRs,SDRs, etc.)	Number of shares underlying outstanding DRs
			0
	TOTAL :		0

